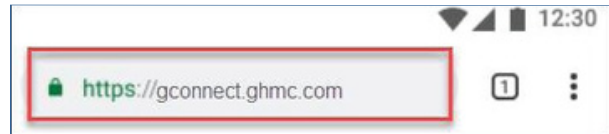


The following steps will add GConnect to your Android Home Screen.


STEP 1: Open **Chrome** on your Android Device



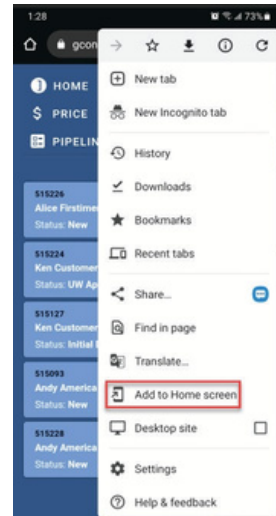
STEP 2: Go to the web address: **gconnect.ghmc.com**



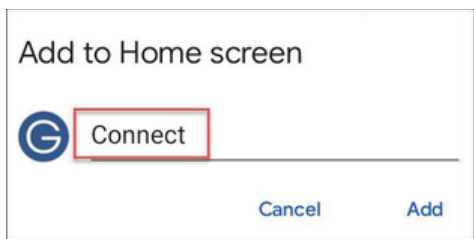
STEP 3: Touch the **Kebab** icon in the upper right corner of the screen



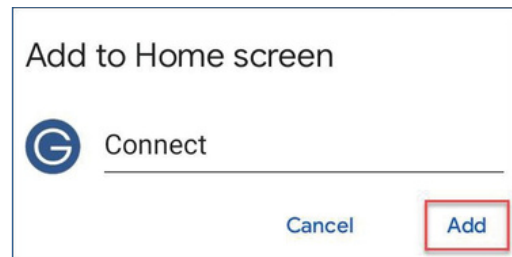
STEP 4: Touch **Add to Home Screen**



STEP 5: Give the **Icon** a **Title**



STEP 6: Click **Add**



508 W 800 N | Orem, UT 84057

800.467.3032 | ghmc.com |